

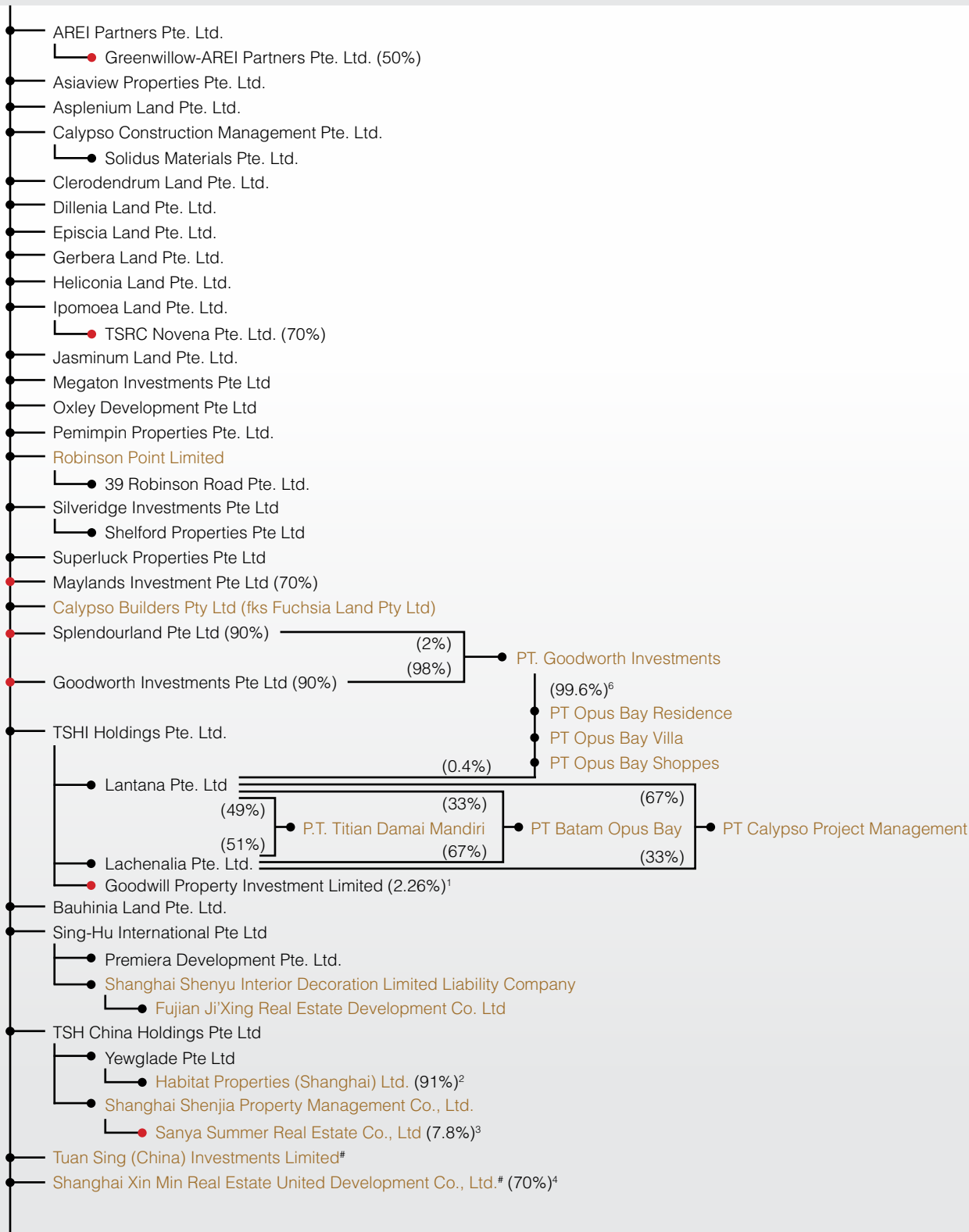
# CORPORATE STRUCTURE

As at 9 March 2021

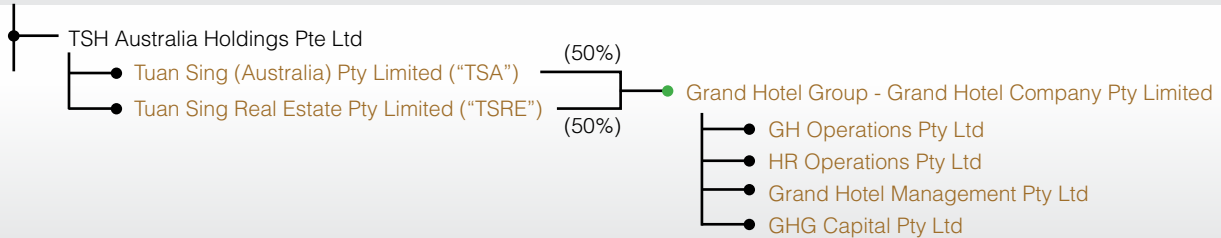


## TUAN SING HOLDINGS LIMITED

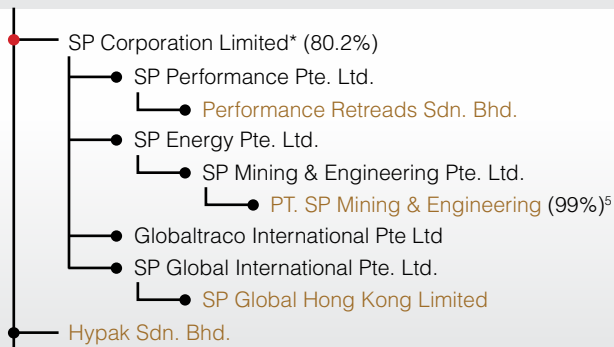
### PROPERTY



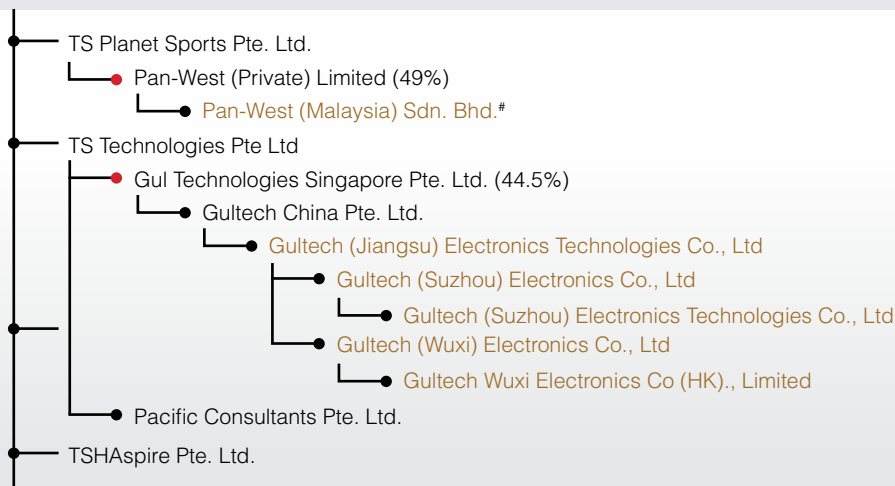
## HOTELS INVESTMENT



## INDUSTRIAL SERVICES



## OTHER INVESTMENTS



- 100% owned
- Less than 100% owned
- TSA and TSRE each holds 50% in that entity
- Entity incorporated outside Singapore
- \* Public listed company
- # in the process of voluntary liquidation/striking off

- 1 TSHI Holdings Pte. Ltd. holds an investment of 2.26% in Goodwill Property Investment Limited which in turn holds 80% of PT Bali Turtle Island Development
- 2 Balance of 9% is held by TSH China Holdings Pte Ltd
- 3 Shanghai Shenjia Property Management Co., Ltd. holds an investment of 7.8% in Sanya Summer Real Estate Co., Ltd
- 4 Balance of 30% is held by Tuan Sing (China) Investments Limited
- 5 Balance of 1% is held by SP Energy Pte. Ltd.
- 6 Balance of 0.4% is held by Lantana Pte. Ltd.



#### **BOARD OF DIRECTORS**

Richard Eu Yee Ming  
*Chairman*

William Nursalim alias William Liem  
*Chief Executive Officer*

Cheng Hong Kok

Albert Choo Teow Huat

Michelle Liem Mei Fung

#### **AUDIT AND RISK COMMITTEE**

Albert Choo Teow Huat  
*Chairman*

Richard Eu Yee Ming

Michelle Liem Mei Fung

#### **NOMINATING COMMITTEE**

Albert Choo Teow Huat  
*Chairman*

Cheng Hong Kok

Michelle Liem Mei Fung

#### **REMUNERATION COMMITTEE**

Cheng Hong Kok  
*Chairman*

Albert Choo Teow Huat

Michelle Liem Mei Fung

#### **WHISTLE-BLOWING COMMITTEE**

William Nursalim alias William Liem  
*Chief Executive Officer*

Leong Kok Ho,  
*Chief Financial Officer*

Tan Sock Kiang,  
*Group Company Secretary*

Email: [whistle-blowing@tuansing.com](mailto:whistle-blowing@tuansing.com)

#### **GROUP COMPANY SECRETARIES**

Florence Ding Tsui Eng  
Tan Sock Kiang

#### **REGISTERED OFFICE**

9 Oxley Rise  
#03-02 The Oxley  
Singapore 238697  
Tel: (65) 6223 7211  
Fax: (65) 6224 1085

#### **SHARE REGISTRAR**

B.A.C.S. Private Limited  
8 Robinson Road #03-00  
ASO Building  
Singapore 048544  
Tel: (65) 6593 4848  
Fax: (65) 6593 4847

#### **GROUP EXTERNAL AUDITORS**

Deloitte & Touche LLP  
6 Shenton Way  
OUE Downtown 2 #33-00  
Singapore 068809  
Tel: (65) 6224 8288  
Fax: (65) 6538 6166  
Partner-in-charge: Kee Cheng Kong, Michael  
*(Appointed in 2020)*

#### **GROUP INTERNAL AUDITORS**

PricewaterhouseCoopers  
Risk Services Pte. Ltd.  
7 Straits View, Marina One  
East Tower, Level 12  
Singapore 018936  
Tel: (65) 6236 3388  
Partner-in-charge: Ng Siew Quan

#### **PRINCIPAL FINANCIERS**

United Overseas Bank Limited  
DBS Bank Limited  
Australia and New Zealand Banking  
Group Limited

#### **SHARE LISTING INFORMATION**

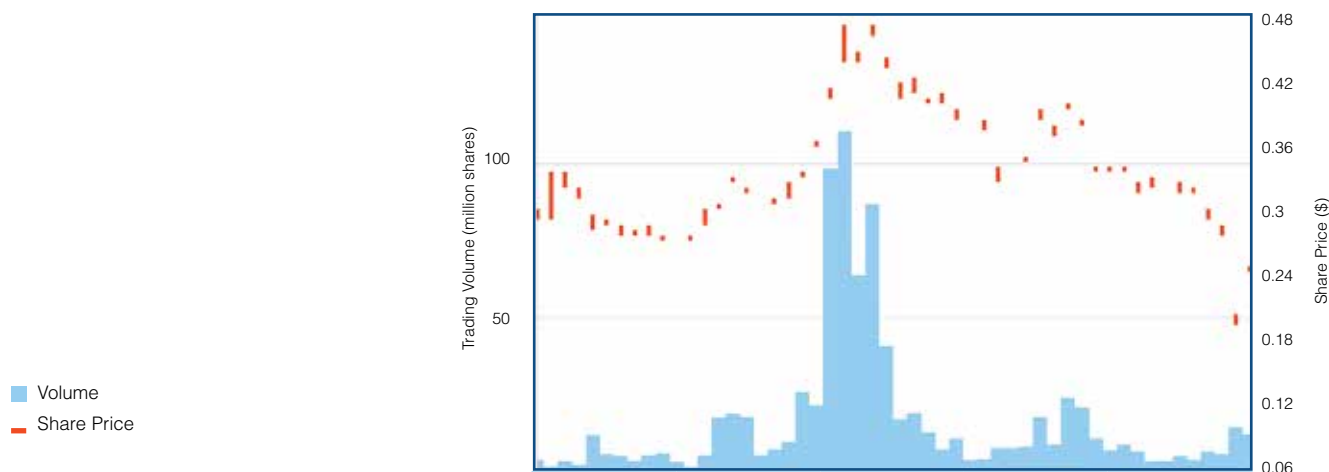
Counter name: Tuan Sing  
SGX code: T24  
Bloomberg code: TSH:SP

## Share Price and Trading Volume (2016-2020)

Market: Singapore Stock Exchange ("SGX")  
 Sector: Real Estate Management and Development

SGX Code: T24  
 Bloomberg Code: TSH:SP

TSH Share Price and Trading Volume 2016-2020



	2016	2017	2018	2019	2020
Last transacted (cents)#	28.5	45.0	36.0	33.0	<b>31.5</b>
High (cents)	34.0	46.5	50.0	42.5	<b>34.5</b>
Low (cents)	27.5	29.0	32.5	32.0	<b>19.5</b>
Average (cents)##	30.0	35.3	40.7	35.9	<b>28.3</b>
Market capitalisation (\$'million), year end	337.1	534.1	427.1	391.5	<b>374.1</b>
Trading volume (million shares), full year	52.6	400.2	225.6	119.1	<b>127.5</b>
Number of shares issued (million shares), year end	1,182.8	1,187.0	1,186.4	1,186.2	<b>1,187.5</b>
P/E ratio, year end	10.0X	8.5X	3.3X	11.8X	<b>6.3X</b>
P/B ratio, year end	0.4X	0.5X	0.4X	0.4X	<b>0.3X</b>

Notes:

# Last transacted share price as at year end

## Average closing price of all trading days during the year

P/E ratio – Last transacted share price / earnings per share for the year

P/B ratio – Last transacted share price / net asset value per share as at year end

## Share Price Performance (5-Year)

TSH Share Price versus ST Index and Real Estate Index (2016 - 2020)					
Share performance	1-year	2-year	3-year	4-year	5-year
Period Commencing	2/1/2020	2/1/2019	2/1/2018	3/1/2017	4/1/2016
Period Ending	31/12/2020	31/12/2020	31/12/2020	31/12/2020	31/12/2020
Tuan Sing (TSH: SP)	-9%	-9%	-32%	9%	-3%
Straits Times Index (FSSTI)	-13%	-6%	-17%	-2%	0%
ST Real Estate Holding and Development Index (FSTREH)	-20%	-9%	-26%	-7%	-8%